

2010 HMEPS Board of Trustees Election Overview

For the first time, HMEPS participants will be able to cast their ballots by mail, telephone or the Internet thanks to a new firm hired by the system to provide state-of-the-art services for the upcoming HMEPS Trustee election in August 2010.

The HMEPS Board has hired VR Election Services (VRES) to administer the 2010 election for Trustee employee position No. 5, employee position No. 6 and retiree position No. 8. The election will be governed by HMEPS and administered by VRES, which will provide a secure, confidential and accurate voting system for all eligible participants.

The Carrollton, Texas-based company has 25 years of experience in providing election services to public pension systems and teacher retirement systems. VRES has conducted elections in which over 3 million individuals have voted using multiple combinations of mail ballot, telephone and Internet voting without error.

“HMEPS staff will be overseeing the entire election process with VRES providing the technical expertise that will allow participants to vote using one of three methods,” said Rhonda Smith, HMEPS’ acting executive director. “Members will find the process extremely easy to use, and they can be confident that the entire process will be secure and confidential.”

All active, full-time employees of the City of Houston are eligible to vote for Trustee employee positions No. 5 and No. 6. All HMEPS retirees are eligible to vote for retiree position No. 8.

Each HMEPS participant will receive a mailed ballot with a unique personal identification number (PIN), a unique bar-coded ballot control ID number and detailed instructions for voting.

When a participant is ready to vote, he or she will choose one of the three methods available – telephone, mail or Internet. If a ballot is lost, the participant can contact VRES, which will issue a new, security-coded ballot and remove the lost ballot from the database. It will be impossible for a participant to vote twice. VRES also will provide around-the-clock, toll-free live customer service to participants during the voting period, which will begin in August 2010. The phone number for VRES will be printed on all ballots, along with their email address for participants to submit questions about the voting process.

A participant wanting to vote by mail will make a mark in the box on the ballot next to the candidate of their choice for each applicable Trustee position. The participant will then use the Courtesy Reply envelope included in each package to return their ballot to the VRES office for verification, sorting, scanning, processing and secure storage.

A participant who wants to vote by telephone can call the toll-free number listed on the paper ballot and follow the voice-prompt instructions. The voice instructions will ask for their Social Security number and the PIN number printed on the ballot. Once they are verified in the system, the system will ask them to select the candidate of their

choice for each applicable Trustee position. It will confirm their selection and ask them to “Press 1 to confirm or Press 2 to recast.” Once the participant has confirmed their vote, that vote will be registered. If a participant hangs up before voting for the final candidate, the vote does not register. However, that participant may call again to cast a vote.

For participants wanting to vote by using the Internet, they will access the VRES voting website for HMEPS that is listed on the

2010 Trustee Election Plan Calendar

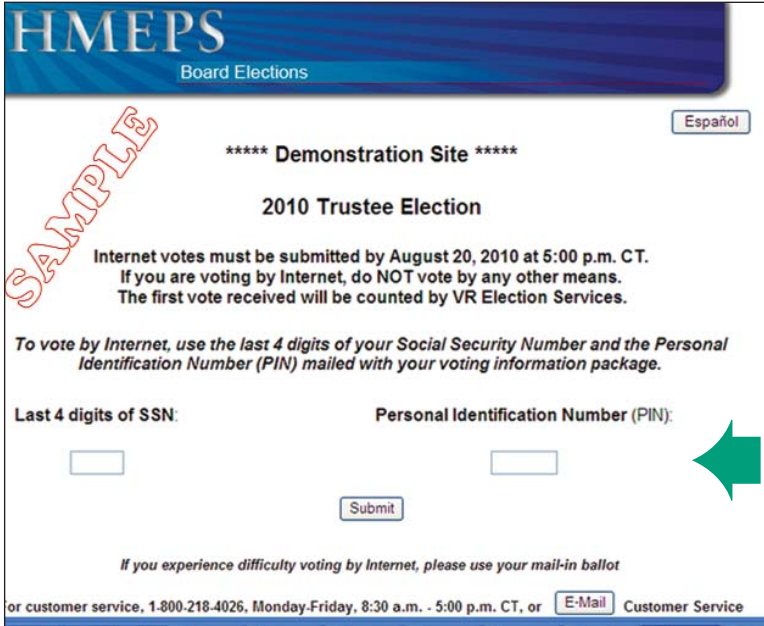
Distribute notice of election	Week of June 7
Candidate application deadline	June 25 by 4:00 pm CT.
Eligibility letter to candidates	Week of June 28 or July 5
Ballot certification	Week of July 12 or July 19
Ballots mailed	Week of August 2
Voting deadlines	August 20 by 5:00 pm, CT. Mailed ballots must be received by August 20
Tabulate votes	August 23
Administrator’s report to Executive Director	August 24
Election certification (and declaration of runoff, if any)	August 26 (HMEPS Board Meeting)

NOTE: Election results will be posted to the HMEPS website (www.hmeps.org) and printed in the newsletter as soon as possible. If a runoff is necessary, candidates will be notified the week of Aug. 30 of the runoff election. Dates for mailing ballots, deadlines and voting certification will be posted on the HMEPS website.

paper ballot, enter the last four digits of their Social Security number and the PIN number printed on the ballot, and click on the “submit” icon to continue with the voting process. Once the participant is on the voting page they will click the box for the candidate of their choice for each applicable Trustee position

and click on the “confirm” button to register their vote. At the conclusion of voting, each participant will receive a confirmation page of their choices that they may print for their own records. A partial sample of the VRES voting site is below.

How Voting By Computer Will Work – Partial Sample Screens

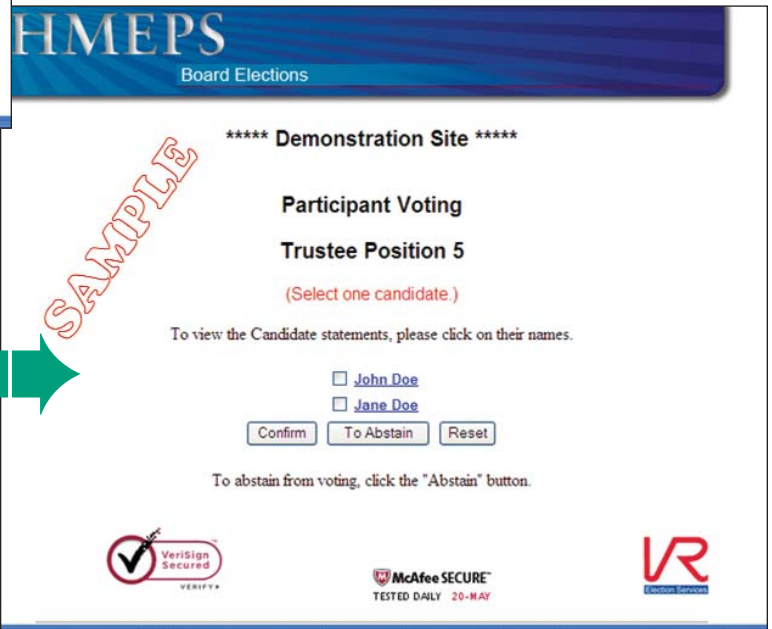


Voting in the 2010 Trustee Election will take place in August 2010 by mail-in ballot, telephone voting or internet voting. This page contains three sample screens that provide a general representation of how the voting screens will appear for the internet voting option. If you choose the internet voting option, the voting website will be accessible by any computer, 24 hours a day. The ballot package that will be mailed in August 2010 will have the internet address for the voting website.

The first screen of the voting website will have two fields where you will enter the last 4 digits of your social security number and your PIN number, which will be contained in the ballot package that is mailed to you.

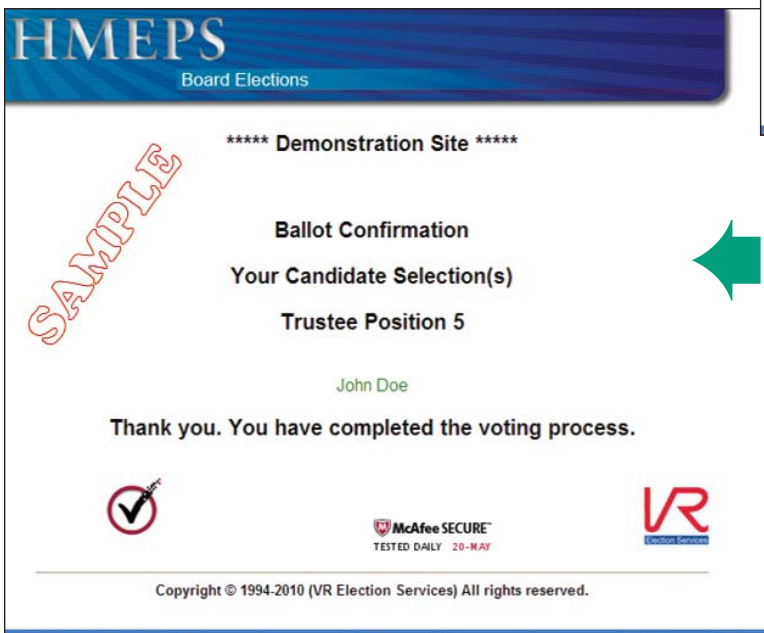
Entering this information will allow you to access the other voting screens.

The voting screens provide each applicable Trustee Position and the candidates for that position. You may select a candidate by checking the box next to the candidate's name, and then click the “Confirm” button to confirm the vote. You may also choose not to vote for anyone in that position by clicking the “To Abstain” button.



Finally, you can change your choice by clicking the “Reset” button to revote for that position or to abstain.

The final screen will confirm your choice of candidate and indicate that you have completed voting.



Ballot Envelope

